


*'Jeep' 2 and 4-Wheel drive vehicles,*

*unstoppable*

*new* 'Jeep' Wagoneer



Custom Models—available with 2 or 4-wheel drive and with 2 or 4 doors.



Standard Model

Available with 2 or 4-wheel drive and with 2 or 4-doors

*new styling,  
new colors,  
new performance!*

**CLASSIC BEAUTY . . . BUILT FOR DUTY . . .** smart new styling . . . distinctive new color fashions . . . exciting new get-up-and-go performance! Now you can get it all . . . and with 4-wheel drive to boot . . . in the 'Jeep' Wagoneer. In front, the Wagoneer features a new, wider grille. In back, new chrome tail light trim and aluminum accent panel. And you can even choose your power package . . . standard Hi-Torque 6 or optional 250 h.p. Vigilante V-8.

**TURBO HYDRA-MATIC\* AUTOMATIC TRANSMISSION** whooshes you forward quietly quick . . . provides smooth automatic shifting in three forward speeds. The 'Jeep' Wagoneer is the only 4WD wagon that offers this transmission. And now . . . for the first time . . . you have the option of 4WD high or low range in combination with Turbo Hydra-Matic\*.

\*Trademark of General Motors Corporation

**FOUR-WHEEL DRIVE** has never been easier to operate than in the Wagoneer, thanks to new, easier control of the transfer case lever and exclusive dash lights that signal when 4WD is engaged.

**NEW COLORFUL INTERIORS** with elbow room for six adults. High-pile carpeting, wide foam-filled seats, convenient dash arrangement, courtesy lights, attractive color-keyed trim and fabrics . . . you'll probably notice these first in the custom model of the Wagoneer. Or, if you prefer economy at a small sacrifice to a rich appearance, the standard model is the one for you.

**LOADSPACE** like no other wagon in its wheelbase class! The Wagoneer has the biggest tailgate opening and the largest cargo area of any competitive wagon. There's 91 cubic feet of space . . . and a seven foot ladder lies flat on the cargo floor with room to spare.

**NEW STANDARD SAFETY PACKAGE**—The 'Jeep' Wagoneer with 4-wheel drive provides twice the safety of ordinary station wagons. On turnpikes or trails it's got twice the traction, twice the "grip". And as if 4-wheel drive wasn't enough, every new Wagoneer (both 2 and 4-wheel drive models) include these ten items as standard equipment: **Front and Rear Seat Belts • Padded Sun Visors • Padded Dash • High-impact Windshield • Chrome Outside Rear View Mirror • Dual Brake System • Self-adjusting Brakes • 4-Way Warning Flashers • Back-up Lights • Dual Speed Electric Windshield Wipers and Washer**

Turbo Hydra-Matic\* Transmission



Classic Beauty . . . Built for Duty

Four-Wheel Drive



New Colorful Interiors



Loadspace



# *Jeep' Gladiator*

Available in 4-wheel drive

# two new engines, new features and options, new colors!

Four-wheel drive 'Jeep' Gladiators handle work in the wildest places... provide extra traction for the extra-tough jobs! And there's a lot that's new with the 'Jeep' Gladiator, including two great new engines: the now standard 'Jeep' Hi-Torque 6, and the optional Vigilante V-8. You can get Turbo Hydra-Matic\* automatic transmission along with a new, improved 4WD shift system, dual-range transfer case, new improved steering system, optional full-time power steering, variable-rate rear springs... plus spirited new paint and trim options.

\*Trademark of General Motors Corporation

**SINGLE LEVER TRANSFER CASE** requires no clutching or stopping to shift. Simply ease the transfer case lever back and you're in 4-wheel drive high range. And another shift of the lever puts you in 4WD low range to reckon with the toughest driving situations.

**INTERIOR** styling of the Gladiator rivals the appearance of many sedans. Sporty bucket seats or nylon-vinyl bench seats are available with the Custom Cab. Standard cab includes all-vinyl bench seats. No matter which you choose, interior luxuries such as headlining and floor mats are standard.

**GROUND CLEARANCE** is equal to or higher than any other truck in its class. And with traction at all four wheels, the 'Jeep' Gladiator can power your payload through mud, sand or snow.

**STEP HEIGHT** from the Gladiator cab to ground is just 22 inches. You don't "climb" into the cab of a 'Jeep' Gladiator... you step in! And there's no door sill to trip over.

## POWER TEAM COMBINATIONS (Axle ratios to One)

### VIGILANTE

	5,000-lb. GVW	6,000-lb. GVW	7,000-lb. GVW	8,600-lb. GVW
3-speed	3.92 4.27*	4.09 4.27*	4.09 4.27*	NA
4-speed	3.92 4.27*	4.09 4.27*	4.09 4.27*	4.88
Turbo Hydra-Matic	3.54 3.92*	4.09	4.09	NA

\*Optional at no extra cost

### 'JEEP' HI-TORQUE

	5,000-lb. GVW	6,000-lb. GVW	7,000-lb. GVW	8,600-lb. GVW
3-speed	4.27 4.88*	4.27 4.88*	4.88	NA
4-speed	4.27 4.88*	4.27 4.88*	4.88	4.88
Turbo Hydra-Matic	4.27 4.88*	4.27 4.88*	4.27	NA

\*Optional at no extra cost

Bucket Seats



Interiors



Turbo Hydra-Matic\* Transmission



Ground Clearance



Step Height



Single Lever Transfer Case

## NOW . . . ALL THESE SAFETY FEATURES ARE STANDARD

- |   |   |   |
|---|---|---|
| <input type="checkbox"/> Seat Belts               | <input type="checkbox"/> Dual Brake System*     | <input type="checkbox"/> Padded Sun Visor       |
| <input type="checkbox"/> High-impact Windshield   | <input type="checkbox"/> Padded Dash            | <input type="checkbox"/> 4-way Warning Flashers |
| <input type="checkbox"/> Outside Rear View Mirror | <input type="checkbox"/> Self-adjusting Brakes* | <input type="checkbox"/> Windshield Washer      |
|   | <input type="checkbox"/> Dual-speed Wipers      |   |

\*Not available with 8,600-lb. G.V.W. models.

# Basic Variations to meet your requirements

**CAB AND CHASSIS** • For specialized requirement installation • Cab structurally independent of chassis • Galvanized lower body sills and under body structural members • Full range options • **Availability:** • 4-wheel drive • 120-in. wheelbase • 126-in. wheelbase • 5,000, 6,000, 7,000 and 8,600-lb. G.V.W.'s ■ **TOWNSIDE** • Classically styled pick-up box • High capacity load area up to 44 sq. ft. • Small wheelhousings increase cargo space • Tailgate opens full width of box • All-steel, rib-reinforced cargo bed • Galvanized lower body sills and under body structural members • Full range options • **Availability:** • 4-wheel drive • 120-in. wheelbase • 126-in. wheelbase • 7 or 8-foot pick-up box • 5,000, 6,000 and 7,000-lb. G.V.W.'s ■ **THRIFTSIDE** • Highly economical • All-steel, rib-reinforced cargo bed • Tops of body sides flanged and rolled for extra strength • Wide-opening tailgate • Up to 32½ sq. ft. unobstructed loadspace • Full range options • Galvanized lower body sills and under body structural members • **Availability:** • 4-wheel drive • 120-in. wheelbase • 126-in. wheelbase • 7 or 8-foot pick-up box • 5,000, 6,000 and 7,000-lb. G.V.W.'s ■ **PLATFORM** • For specialized requirement installation • Steel channel cross sills bolted and riveted for greater rigidity • Galvanized undercarriage protected by fenders • Full range options • **Availability:** • 4-wheel drive • 120-in. wheelbase • 126-in. wheelbase • 6,000, 7,000 and 8,600-lb. G.V.W.'s ■ **PLATFORM STAKE** • Single rear wheel stake truck • Stakes of select wood and high gauge steel combination • Platform bed, stake sections chemically treated • Floorboards .81 in. thick and bolted together • Round cornered rub rail • Galvanized lower body sills and under body structural members • Full range options • **Availability:** • 4-wheel drive • 120-in. wheelbase • 126-in. wheelbase • 6,000 and 7,000-lb. G.V.W.'s ■ **DUAL REAR WHEEL STAKE** • Channel steel stakes fit into steel pockets • Treated wood crossrails • Locking steel hooks • Spring-locked latch • Close fitting rack assembly • Galvanized lower body sills and under body structural members • Full range options • **Availability:** • 4-wheel drive • 120-in. wheelbase • 126-in. wheelbase • 8,600-lb. G.V.W. only.



CAB AND CHASSIS



TOWNSIDE



THRIFTSIDE



PLATFORM



PLATFORM STAKE




DUAL REAR WHEEL STAKE


## 'JEEP' GLADIATOR CARGO DIMENSIONS

REFERENCE	TOWNSIDE		THRIFTSIDE		STAKE		STAKE		PLATFORM		PLATFORM	
	J-2000	J-3000	J-2000	J-3000	Single Rear Wheel J-2000	Wheel J-3000	Dual Rear Wheel J-2000	Wheel J-3000	Single Rear Wheel J-2000	Rear Wheel J-3000	Dual Rear Wheel J-2000	Wheel J-3000
Wheelbase	120.00"	126.00"	120.00"	126.00"	120.00"	126.00"	120.00"	126.00"	120.00"	126.00"	120.00"	126.00"
Overhang, Rear	45.08"	51.08"	44.80"	50.86"	48.33"	53.42"	48.33"	53.42"	48.33"	53.42"	48.33"	53.42"
Length at Floor	84.34"	96.34"	84.34"	96.34"	84.72"	96.00"	84.72"	96.00"	90.07"	101.32"	90.13"	101.38"
Length with Tailgate Down	106.03"	118.03"	99.41"	111.41"	N.A.	N.A.	N.A.	N.A.	N.A.	N.A.	N.A.	N.A.
Width at Floor	71.00"	71.00"	48.60"	48.60"	71.08"	71.08"	86.30"	86.30"	76.82"	76.82"	91.88"	91.88"
Width between Wheelhouses	50.10"	50.10"	48.60"	48.60"	N.A.	N.A.	N.A.	N.A.	N.A.	N.A.	N.A.	N.A.
Tailgate Width	55.75"	55.75"	48.60"	48.60"	N.A.	N.A.	N.A.	N.A.	N.A.	N.A.	N.A.	N.A.
Tailgate Height (from top of floor)	20.20"	20.20"	13.75"	13.75"	N.A.	N.A.	N.A.	N.A.	N.A.	N.A.	N.A.	N.A.
Stake Height (side top rail)	N.A.	N.A.	N.A.	N.A.	30.50"	30.50"	30.50"	30.50"	N.A.	N.A.	N.A.	N.A.
Bed to Ground*	27.44"	27.44"	27.34"	27.34"	39.39"	39.39"	42.33"	42.33"	39.39"	39.39"	42.33"	42.33"
Cargo Area (sq. ft.)	38.6	44.4	28.4	32.5	41.82	47.39	50.77	57.53	48.05	54.05	57.51	64.69

\*Varies slightly with G.V.W.



Turn Diameter



Turbo Hydra-Matic® Transmission



Loadspace

For roughhouse hauling or routine delivery, you can't beat the 'Jeep' Panel Delivery. It's America's brightest, best looking panel truck with smart styling and design from the ground up. And now it's available with optional 250 horsepower Vigilante V-8 or standard Hi Torque 6 engine.

**TURN DIAMETER** of the 2-wheel drive Panel Delivery is a compact 35 feet . . . in the 4-wheel drive model only a little over 44½ feet. And a new, improved steering system makes it easier than ever to handle. Driving and parking in congested traffic areas or maneuvering around off-road obstacles is almost effortless. Full-time power steering is also available.

**LOADSPACE** enough to accommodate up to 1,400 lbs. of cargo! Big, double rear doors swing all the way open to 39½ inch height by 55 inch width . . . providing access to 92½ cubic feet of capacity.

**TURBO HYDRA-MATIC® TRANSMISSION** is available on both 2 and 4-wheel drive models of the 'Jeep' Panel Delivery . . . and it's the only 4-wheel drive panel truck to offer this option! Provides smoother, quicker, quieter automatic shifting and highly responsive performance . . . on or off the road.

®Trademark of General Motors Corporation



**New Standard Safety Features**

- Seat Belts • High-Impact Windshield
- Outside Rear View Mirror • Dual Brake System • Padded Dash • Self-adjusting Brakes • Padded Sun Visor
- 4-way Warning Flashers • Windshield Washer • Dual-speed Wipers
- Back-up Lights

*Jeep' panel delivery*

Available with 2 or 4-wheel drive

This is the one you think of whenever the 'Jeep' name is mentioned . . . the rough and rugged 'Jeep' Universal. Just shift into 4-wheel drive and you're boss of all outdoors . . . ready for mud, sand, rough country . . . even snow and icy patches. And now there's even more to like in the 'Jeep' Universal. There's a new V-6 engine, new bucket seats and a host of other options that practically let you build it yourself. 'Jeep' Universal . . . the original 'Jeep' work-and-hobby horse.

**DAUNTLESS V-6 ENGINE** is a new power option that's now available on all Universals and Tuxedo Park models. With 160 horsepower, the Dauntless offers plenty of spirit on or off-the-road. The use tested, abuse tested 4-cylinder Hurricane engine is standard.

**POWER TAKE-OFF FEATURE** extends the range and versatility of 4-wheel drive Universal and Tuxedo Park models. With optional power take-off they can double as a wrecker, mower, trencher, post hole digger or implement lift. Or you can add a snow plow, winch and a variety of other profit-producing equipment.

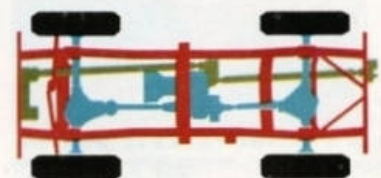
**TOP OPTIONS** let you tailor your 'Jeep' Universal to exactly fit your requirements—thanks to a variety of body enclosures. Choose from metal cabs or fabric tops covering just the front passenger and driver or the entire body. Convertible tops also available.



Top Options



Dauntless V-6 Engine



Power Take-off



Available in 2 or 4-wheel drive and with 81 or 101 inch wheelbase

*PLAIN*  
*'Jeep' Universal...*



For those who want a new and different sports car with a captivating flair, the 'Jeep' Tuxedo Park Mark IV is the only answer. It does everything and goes everywhere that the 'Jeep' Universal will . . . but it's nicer to look at—and even more fun to drive. Stylish as a sports car, tough as a truck, the Tuxedo Park combines complete vehicle versatility with a lively new appearance. And now it's available with a hot new engine . . . the optional 160 horsepower Dauntless V-6.

**NEW BRAKES** are of the "servo" type. Literally translated, it means they serve the Tuxedo Park with more braking effectiveness. (Servo brakes are also standard on Dauntless powered 4-wheel drive 'Jeep' Universals.)

**NEW BUCKET SEATS** in the Tuxedo Park and Universal are foam padded and covered with calf-grain vinyl . . . provide great new comfort and stylish new appearance.

**NEW RIDING COMFORT**, full load or no load! New variable rate rear springs on the 'Jeep' Tuxedo Park Mark IV provide a softer, smoother, more comfortable ride.

**NEW FASHION AND TOP OPTIONS** mean you can choose from any one of five bright new exterior colors and mix or match the convertible top and upholstery to go with the sporty chrome bumpers and trim.

NEW Fashion and Top Options



NEW Bucket Seats



NEW Riding Comfort



NEW Brakes



Available in 4-wheel drive with 81 or 101 inch wheelbase

OR FANCY

Jeep' Tuxedo Park Mark IV

# engines

**VIGILANTE V-8**, optional on Wagoneers and Gladiators, features 250 horsepower, 340 lbs. ft. torque @ 2,600 R.P.M. Displacement 327 cu. in. Two-barrel downdraft carburetor, automatic choke, steel-backed bearings, full-flow oil filter and full-pressure lubrication. One of the biggest V-8's in any 4-wheel drive wagon or truck, the Vigilante operates on regular gas.



**HI-TORQUE 6** is standard on 'Jeep' Wagoneers and Gladiators. It features 145 horsepower, develops 215 lbs. ft. torque @ 1,600 R.P.M. Single-barrel carburetor, 232 cu. in. displacement. Seven-main bearing crankshaft, coolant passages surround valve seats and cylinders, full-flow oil filter and full-pressure lubrication. Operates on regular gas.

**DAUNTLESS V-6**, optional on 'Jeep' Universals and Tuxedo Park Mark IV, is rated at 160 horsepower @ 4,200 R.P.M., develops 235 lbs. ft. torque @ 2,400 R.P.M. with displacement of 225 cu. in. Three main bearing crankshaft, oversized water chambers in "V" head for cooler, more economical temperature ranges. Regular gas economy.


**HURRICANE** 4-cylinder engine is standard in all models of the Universal and Tuxedo Park. Horsepower is 75 @ 4,000 R.P.M.; Torque 114 lbs. ft. @ 2,000 R.P.M. Displacement 134.2 cu. in. Intake valve located above head for more efficient cooling and better engine "breathing". Low fuel consumption, less waste. Compression ratio 7.4 to 1. Cam-ground aluminum alloy pistons.

**PERKINS 'FOUR'—192 DIESEL** is optional with 4-wheel drive 'Jeep' Universals, models CJ-5 and CJ-6. Has 62 horsepower @ 3,000 R.P.M., develops 143 lbs. ft. torque @ 1,350 R.P.M. Displacement 192.4 cu. in. with compression ratio of 16.5 to 1. Rugged, highly economical, uses low-cost diesel fuel.

VIGILANTE V-8



HI-TORQUE 6



DAUNTLESS V-6

# partial list of options...and accessories

**WAGONEER** • Heavy-Duty Alternator • Air Conditioner • Heavy-Duty Battery • Draw Bar • Power Brakes • Transmission Brakes\* • Locking Gas Cap • Electric Clock • Heavy-Duty Clutch • Vigilante V-8 Engine • E-Z Eye Glass • Fresh Air Heater and Defroster • Heavy-Duty Springs and Shock Absorbers • Selective Drive Hubs • Parking Brake Warning Light • Spare Wheel Lock • Right Outside Rear View Mirror • Fuel Tank Skid Plate • Power Take-Offs\* • Push-Button Transistor Radio • Power Steering • Turbo Hydra-Matic† Automatic Transmission • Snow Plow\* • Push Plate • Overdrive (Available with 2-Wheel Drive Models Only) • Winches\* • Power Tailgate Window • Rear Powr-Lok Differential • Mud Flap • Luggage Rack • Pleated Vinyl Seats

**GLADIATOR SERIES** • Heavy-Duty Alternator • Pintle Hook • Heavy-Duty Battery • Power Brakes • Transmission Brake (Standard with 8600-lb. GVW) • Step Bumper • Front Chrome Bumper • Rear Painted or Chrome Bumper • Full Wheel Covers • Locking Gas Cap • Electric Clock • Heavy-Duty Clutch • Air Conditioner • Fabric Pick-Up Box Enclosure • Dump Body • Vigilante V-8 Engine • E-Z Eye Glass • Chrome Grille • Fresh Air Heater and Defroster • Selective Drive Hubs • Cigar Lighter • Courtesy Lights • Parking Brake Warning Light • Glove Box Lock • Spare Wheel Lock • Right Outside Rear View Mirror • Power Take-Offs • Push-Button Transistor Radio • Snow Plow • Push Plate • Power Steering • Turbo Hydra-Matic† Automatic Transmission • 4-Speed Transmission (Standard with 8600-lb. GVW) • Tonneau Cover • Winches • Deluxe Rear Window • Wrecker • Custom Cab • Rear Powr-Lok Differential • Fuel Tank Skid Plate • Mud Flaps • Bucket Seats and Console (Available with Custom Cab Only) • Camper Package

**UNIVERSAL SERIES (CJ-5, CJ-6, DJ-5 AND DJ-6 MODELS)** • Dauntless V-6 Engine • Perkins Diesel Engine\* • Heavy-Duty Alternator • Compressor\* • Heavy-Duty Battery • Power Brakes • Rotary Broom\* • Locking Gas Cap • Heavy-Duty Clutch (Available With Hurricane Engine Only) • 6-Volt Electric System • 4-Way Flasher Lights • Governor • Fresh Air Heater and Defroster • Heavy-Duty Front and Rear Shock Absorbers • Pintle Hook • Selective Drive Hubs\* • Cigar Lighter • Spare Wheel Lock • Outside Right Mirror • Inside Rear View Mirror • Fuel Tank Skid Plate • Power Take-Offs\* • Radio • Passenger Safety Rail • Radiator Chaff Screen • Snow Plow\*

• Push Plate • Passenger's Front Bucket Seat • Driver's 2/3 Seat • Passenger's Front 1/3 Seat • Rear Bench Seat • Longitudinal Rear Seats • Wheelhouse Cushion Pads (Available on CJ-5 and DJ-5 Models Only) • Trencher\* • Full or Half Metal Cab • Full or Half Fabric Top • Convertible Top • "Bikini" Top With Half Doors • 4-Speed Transmission\* (Available with Hurricane or Perkins Diesel Engines Only) • Overdrive\* • Wheel Covers • Winches\* • Wreckers\* • Windshield Washer • Ventilating Windshield • Rear Powr-Lok Differential • Front Powr-Lok Differential (Available with Hurricane Engine Only) • Step Bumper • Welder\* • Chrome Front and Rear Bumpers (Available on DJ-5 and DJ-6 Models Only)

**TUXEDO PARK MARK IV** • Dauntless V-6 Engine • Heavy-Duty Battery • Locking Gas Cap • Heavy-Duty Clutch (Available With Hurricane Engine Only) • Ventilating Windshield • 4-Way Flasher Lights • Fresh Air Heater and Defroster • Selective Drive Hubs • Spare Wheel Lock • Heavy-Duty Springs and Shock Absorbers • Front Floor Mat • Power Take-Offs • Right Outside Rear View Mirror • Overdrive • Passenger's Front Bucket Seat • Rear Bench Seat • Driver's 2/3 Seat • Passenger's Front 1/3 Seat • Longitudinal Rear Seats • Wheelhouse Cushion Pads (Available with CJ-5A Model Only) • Snow Plow • Wheel Covers • Winches • Windshield Washer • 4-Speed Transmission (Available with Hurricane Engine Only) • Rear Powr-Lok Differential • Front Powr-Lok Differential (Available with Hurricane Engine Only) • Passenger Chrome Safety Rail • Power Brakes (Available with Dauntless V-6 Engine Only) • Full or Half Metal Cabs • Full or Half Fabric Top • Convertible Top • "Bikini" Top with Half Doors

**PANEL DELIVERY** • Heavy-Duty Alternator • Air Conditioner • Heavy-Duty Battery • Draw Bar • Power Brakes • Transmission Brake\* • Locking Gas Cap • Electric Clock • Heavy-Duty Clutch • Vigilante V-8 Engine • E-Z Eye Glass • Fresh Air Heater and Defroster • Heavy-Duty Springs and Shock Absorbers • Selective Drive Hubs\* • Wheel Covers • Parking Brake Warning Light • Spare Wheel Lock • Right Outside Rear View Mirror • Fuel Tank Skid Plate • Power Take-Offs\* • Push Button Transistor Radio • Power Steering • Turbo Hydra-Matic† Automatic Transmission • Snow Plow\* • Push Plate • Overdrive (Available with 2-Wheel Drive Models Only) • Winches\* • Rear Powr-Lok Differential • Mud Flaps • Luggage Rack • Chrome Front and Rear Bumpers

\*Available with 4-Wheel Drive Models Only.

†Trademark of General Motors Corporation



# Specifications

	WAGONEER		PANEL DELIVERY		J-2600 GLADIATOR	J-3600 GLADIATOR	TUXEDO PARK MARK IV		UNIVERSAL			
	2WD	4WD	2WD	4WD	4WD	4WD	4WD	4WD	2WD	2WD	4WD	4WD
Wheelbase (in.)	110	110	110	110	120	126	81	101	81	101	81	101
Overall Length (in.)	183.66	183.66	183.66	183.66	188.56	200.56	136.18	156.18	135.18	156.18	138.16	158.16
Front Axle—Capacity (lbs.)	2,500	2,500	2,500	2,500	3,000	3,000	2,000	2,000	2,000	2,000	2,000	2,000
Rear Axle—Capacity (lbs.)	3,000	3,000	3,000	3,000	4,500	4,500	2,500	2,500	2,000	2,000	2,500	2,500
Rear Axle—Ratio (to one)	4.09	4.09	4.09	4.09	4.27	4.27	4.27	4.27	4.56	4.56	4.27	4.27
Effective Brake Lining Area (in.)	161.6	161.6	161.6	161.6	161.6	161.6	174.0	174.0	117.4	117.4	102.7	102.7
Front Suspension	Leaf	Leaf	Leaf	Leaf	Leaf	Leaf	Leaf	Leaf	Leaf	Leaf	Leaf	Leaf
Rear Suspension	Variable Rate Leaf		Leaf	Leaf	Variable Rate Leaf	Variable Rate Leaf	Variable Rate Leaf		Variable Rate Leaf		Leaf	Leaf
Standard Tires	7.75x15	7.75x15	7.75x15	7.75x15	7.00x16†	7.00x16†	7.35x15	7.35x15	6.85x15	6.85x15	6.00x16	6.00x16
Turn Diameter (ft.)	35.0	44.5	35.0	44.5	49.5	52.5	35.0	42.3	35.0	42.3	35.0	42.3
Weight, Curb (lbs.)	3,617(A)	3,774(A)	3,417	3,574	3,384(B)	3,405(B)	2,274	2,336	1,934	2,067	2,274	2,336
Weight, G.V.W. (lbs.)	—	—	4,800	5,000	6,000†	6,000†	3,750	3,900	3,200	3,200	3,750	3,900

(A) Weights shown are 2-Door  
(B) Weights shown are Cab & Chassis } Hi-Torque Engine

†Consult detail specifications for other weights and tire sizes

\*Specifications subject to change without notice. This brochure does not constitute an offer or commitment to sell. Orders for vehicles and other items are subject to acceptance by KAISER Jeep CORPORATION, and authorized 'Jeep' distributors and dealers.

# Jeep

VEHICLES

Form 65-09 R2

**KAISER Jeep CORPORATION**

TOLEDO, OHIO 43601

WORLD'S LARGEST AND MOST EXPERIENCED  
MANUFACTURER OF 4-WHEEL DRIVE VEHICLES.

DISTRIBUTED BY:

KAISER Jeep SALES CORPORATION • TOLEDO, OHIO 43601

KAISER Jeep INTERNATIONAL CORPORATION • OAKLAND, CALIFORNIA 94612

KAISER Jeep OF CANADA LTD. • WINDSOR, ONTARIO

AND OTHER AUTHORIZED DISTRIBUTORS

**Jeep** is the trademark of KAISER Jeep CORPORATION. Registered in the United States and throughout the Free World.

Litho in U.S.A.

FROM:

TO: