


1978 International® Scout

# Terra™






# Terra™

**Pick up and go  
anywhere,  
do anything,  
see everything.**

Terra does it all. Run with it in wild country. Tow a sailplane. Haul dirt bikes. Carry the guys to a softball or touch football game. There aren't many vehicles that can give you the year-round versatility of Terra. Built truck tough, it'll haul anything from camping gear to a load of hay. Yet it's good looking enough to take you to a drive-in in style and rugged enough to charge up a steep mountain trail with a couple of cords of wood. And behind the seat there's 11 cubic feet of lockable storage space.



## **Dash-mounted selective 4-wheel drive.**

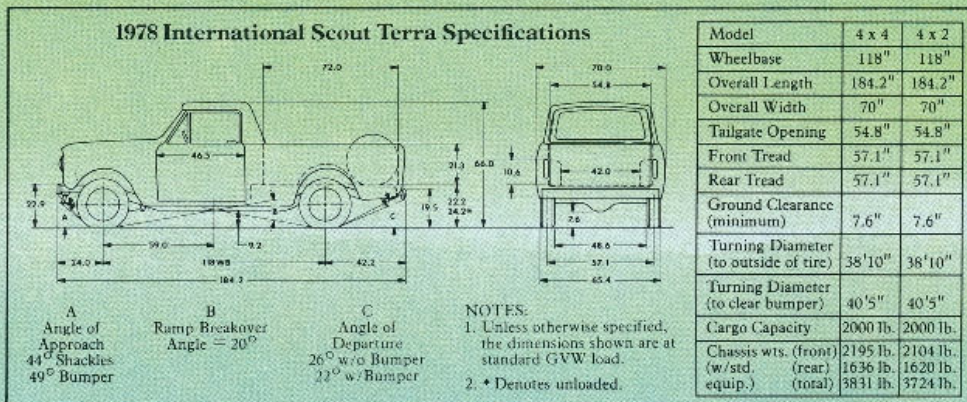
You never have to worry about the weather with optional 4-wheel drive and automatic locking hubs. Just pull the convenient dash-mounted engagement knob and you're 4-wheelin' on bad roads or slippery surfaces in a hurry. Specify a 2-speed transfer case to get that extra power. When it comes to pickups, don't settle for second best. It's Scout Terra all the way.



# All muscle: from wheels to cabtop.

Tough, rugged pickups don't just happen. They have to be built tough from the wheels up. Every part and system in the Terra is selected for strength and endurance. Like the truck-tough Terra frame that's engineered to withstand the pounding of off-road driving so you can depend on Terra for solid performance month after month, year after year.

Bodies are phosphate coated, then immersed in an anti-corrosion primer to make them as corrosion resistant as possible. The anti-corrosion system reaches into every seam, weld and joint. New electrostatic spraying techniques



allow for smooth, even paint coverage.

Terra's brawny suspension system with big long leaf springs, precision steering mechanism, and tight turning diameter can tame even the most brutal off-road driving situations.

Terra is available with an efficient 4-cylinder engine up to the powerhouse 345-cubic-inch V-8. And if you want an economical diesel, we have it, too.

Wherever the road takes you, Terra has the guts to meet it head on.

Direct-reading gauges include: temperature, ammeter, speedometer, oil pressure and fuel. All located in front of driver for easy visibility.

Cargo light for night loading or unloading is standard.

New electronic ignition system means quick starts and longer periods between tuneups. Eliminates breaker points and condenser; prolongs spark plug life.

Front seat folds forward from passenger side for easy access to 11 cu. ft. of in-cab storage space.

Optional seven-position steering wheel allows easy entrance and exit and adjusts for personal driving comfort.

Spacious cargo area is 72 in. long and 54.8 in. wide, with 2000lb. capacity.

Double-panel hood gives greater rigidity and muffles engine noise.

Short hood provides excellent road visibility. Opens from the rear for safety in case of collision.

Increased cooling for optimum engine operating temperatures under all conditions.

38-ft.-10-in. turning diameter.

Long leaf springs with six leaves front, four leaves rear, providing a 6200-lb. gross vehicle weight rating.

Standard power disc front brakes for fade-resistant, sure braking under all conditions.

Locking hubs standard on 4x4 models.

Rugged full-length steel box frame.

Three-pass aluminized muffler for quiet operation and durability.


46.5-in.-wide doors make it easy to get in and out.

All-steel fuel tank has 19-gallon capacity.

Rust-resistant, sound-deadening undercoating is standard.

118-in. wheelbase gives smooth ride.

Choice of engines: economical Comanche 4-cylinder 196, Comanche 304-cu.-in. V-8 or the big 345-cu.-in. V-8. Operates on lead-free, low-lead or regular fuel.





**Custom interior**—shown with optional bucket seats and console.


# Terra interiors. Built for tough going.

We know pickup drivers get into rough country when they're off the beaten path. So we take special care to make the ride as comfortable as possible. Deep foam-cushioned bench seats or optional body-contoured high-back bucket seats. And colors and fabrics that are easy on the eyes, easy to clean, and plenty durable.

Pick the color and style that are right for you. If you want something a little more luxurious than the standard, choose a custom or deluxe interior. Whatever you select, Terra has something for everybody.



**Deluxe interior**—shown with optional bucket seats and console.



**Standard interior**—shown with standard one-third/two-thirds bench seat.



**A roomy 6-foot bed** that'll handle anything from camping gear to lumber.

## Interior trim.



# Job-tailored and play-tailored options.

We don't believe in options for option's sake. Get the options that match your needs. And for whatever your needs, we have the options you want. For work or play. With Terra options you can plow snow, tow a boat, or tie down cargo. Listen to your favorite music on AM/FM radio while heading out for some off-road excitement.

Take a few minutes and think about the things you'd like to do and places you'd like to see. Then check out the option and accessory list on the left and make your Terra right for you.

## Introducing the Suntanner\* — America's only convertible sports pickup.

At last, a sporty pickup. Loaded with style and class, Suntanner is available with an optional soft top to keep you dry. Or a detachable top to keep you warm. And no top so you can feel the sun and wind on your face.



Cap available locally to keep your gear and supplies safe and dry.



Cargo tie-down rails. Tie-down rails give you what you need to lash down cargo and perk up the Terra's good looks.



Cruise control. When you're rollin' down the highway, lean back and let automatic cruise control with resume-speed feature take over.



Seven-position tilt steering wheel. Adjusts to let the driver select the most comfortable position and to make getting in and out easier.



Heavy-duty step bumper. It makes it nice and easy to load up the bed and tow up to 2000 lbs.



# We paint it. We trim it. You show it off.

Terra is a hard-nosed, taut, gutsy machine that commands the road like no other pickup. And we have colors and appliques to match. Nine natural colors and five appliques that spell out individuality, excitement, and style. On-road and off-road, Terra makes itself known. It stands alone. And so will you.

Accent it with exterior accents.



White side panels.



Black side panels.



White accent stripe.




Woodgrain side panels.



Rallye white applique. Available only with Rallye package.

Rallye option consists of hood and side applique, 1 3/16-inch-diameter heavy-duty shock absorbers, power steering, and choice of chrome slotted rims with steel belted radial tires or white spoke rims with on-off hi-way tires.

1978 exterior colors.



\* Suntanner available as a dealer-installed option.



## Chassis Specifications

		STANDARD	OPTIONAL
GVW Ratings (lb.)		6200	
Clutch		11" Angle Link	11" Angle Link H.D.
Front Suspension	Axle Type/Cap. (lb.)	4x2 - FA-3 Tubular Steel/3100 4x4 - FA-44 Driving Hypoid/3200	
	Springs Type/Cap. (lb.)	Leaf/3100	H.D. Leaf/3200
	Shock Absorbers	1" Diam.	1 3/8" Diam H.D.
Stabilizer Bar		Front	
Rear Suspension	Axle Type/Cap. (lb.)	Semifloating/3500	Semifloating w/Trac-Lok/3500
	Springs Type/Cap. (lb.)	H.D. Progressive Leaf/3100	
	Shock Absorbers	1" Diam.	1 3/8" Diam./H.D.
Brakes		Power Disc/Drum	
Electrical	Battery CCA	300	390 or 500
	Alternator (amp.)	37	61
Fuel Tank	Nominal Capacity (gal.)	19	
Steering	Type	Manual	Integral Power
Transfer Case		Single-Speed "Silent Drive"	2-Speed Gear Drive
Tires	Tubeless	H78x15 LRB	H78x15 LRB WSW H78x15 LRB Mud/Snow H78x15 LRB Radial WSW 10-15 L/T LRB On-Off Hi-way White Letter
	Tube Type		700x15 LRC Regular Tread 700x15 LRC Mud/Snow

## Drive Train Combinations

Engine	Transmission	Axle Ratios	
		Standard	Optional
Comanche 4-Cylinder: 4-196	3-Speed Manual Fully Synchronized (Standard)	4.09	
	4-Speed Manual Fully Synchronized Wide Ratio (4x4 Models only)	4.09	3.54 3.73
	4-Speed Manual Fully Synchronized Close Ratio	3.54	3.73 4.09
	3-Speed Automatic		
V-8's: V-304 and V-345	3-Speed Manual Fully Synchronized (Standard)	3.54	3.73
	4-Speed Manual Fully Synchronized Wide Ratio (4x4 Models only)		4.09 w/V-304 only
	4-Speed Manual Fully Synchronized Close Ratio	3.07	3.54 3.73
	3-Speed Automatic		4.09 w/V-304 only

## Engine Specifications

	Comanche 4-196	Comanche V-8 304A	V-8 345A
Displacement (cu.in.)	196	304	345
Bore & Stroke (in.)	4 1/8-3 1/2 <sub>32</sub>	3 7/8-3 7/8 <sub>32</sub>	3 7/8-3 1/2 <sub>32</sub>
Compression Ratio	8.02 to 1	8.19 to 1	8.05 to 1
SAE Net Horsepower* @ rpm	86 @ 3800	144 @ 3600	163 @ 3600
SAE Net Torque* (lb./ft.) @ rpm	157 @ 2200	247 @ 2400	292 @ 2000
SAE Net Horsepower** @ rpm	79 @ 3600	N/A	138.5 @ 3400
SAE Net Torque** (lb./ft.) @ rpm	155 @ 2000	N/A	271 @ 2000

\*For all states except California  
\*\*California only

## 1978 Trailer Towing Recommendations

### Minimum Requirements

Class	I	II	III
Loaded Trailer Weight	Up to 2000 lb.	2000 lb. to 3500 lb.	3500 lb. to 5000 lb.
Max. Gross Combined Weight	6700 lb.	8200 lb.	10,000 lb.
Trailer Hitch Type	H.D. Step Bumpcr	Equalizer Type	Equalizer Type
Max. Tongue Load	300 lb.	15% of Gross Trailer Weight	15% of Gross Trailer Weight
Transmission (Automatic)	T-407	T-407	T-407
Transmission (Manual)	T-332, 3-Speed w/Heavy-Duty Clutch	T-428 Close Ratio 4-Speed w/Heavy-Duty Clutch	T-428 Close Ratio 4-Speed w/Heavy-Duty Clutch
Tires	H78x15 LRB Standard	H78x15 LRB Standard	HR78x15 LRB Radial
Battery	300 CCA Standard	390 CCA w/Towing Pkg.	390 CCA w/Towing Pkg.
Alternator 6-Way Wiring	37 amp. Recommended	61 amp. w/Towing Pkg.	61 amp. w/Towing Pkg.
Heavy-Duty Closed Cooling System	Standard	Standard	Standard
Power Brakes (Disc Front)	Standard	Standard	Standard
Power Steering	Not Required	Recommended	Recommended

## Engine/Axle Ratio Guidelines for Towing

Engine	Total Combined Weight, lb.				
	6200	7000	8000	9000	10000
V304	3.07	3.54	3.73	4.09	N.R.
V345	3.07		3.54		3.73



INTERNATIONAL HARVESTER

Scout leads the way.

Specifications, descriptions, photographic and illustrative material in this literature are as accurate as known at time of publication but are subject to change without notice. Photographs and illustrations may include optional equipment and accessories and may not include all standard equipment.

AD-10588-F1

Lithographed in United States of America.