

1967
El Camino
by Chevrolet





EL CAMINO

Many people feel that crisp Chevelle styling is El Camino's number-one attraction. Others find its utility value most appealing. Whichever group you lean toward, you're bound to find more of what you like best in the El Camino for 1967. More eye-appeal in its fresh new lines. More workpower in both 6-cylinder and V8 engine lineups. More comfort and convenience to make work seem easier, fun even more so.

More peace of mind with the new dual braking system and a host of other new safety items. The El Camino blend of beauty and brawn has never been better.

Both Standard and Custom models serve up a generous measure of solid comfort, smooth ride and easy handling. Just as important is El Camino's truck-tough stamina. Built to do a day's work without strain. The spacious pickup box can handle up to a half ton

of cargo. All this on a rugged perimeter frame with 115-inch wheelbase.

For specific job situations, you can precision-fit an El Camino to the task at hand simply by choosing the right combination from a long list of popular options and accessories. There's no need to compromise. Take a closer look and see why El Camino has earned a reputation as a unique go-anywhere, do-anything vehicle.



at work

Don't be fooled by its trim good looks. El Camino has plenty of strength for tough hauling jobs. For one thing, the beefed up frame was made for hard work. And a choice of eight spirited engines (four of them new to the El

Camino line this year) plus six different transmissions means power can be tailored to the task at hand. When the situation calls for extra toughness, a wide range of heavy-duty components can be ordered on any El Camino.




Positraction Rear Axle—Delivers power to the rear wheel with the most traction. Reduces wheel-spinning when driving on snow or ice, mud or sand.



Front Wheel Disc Brakes—Highly resistant to fading, moisture and dirt. Provide dependable stopping ability under adverse braking conditions.



Four-Season Air Conditioning—Cools, cleans and dehumidifies air for total comfort. Heavy-duty radiator, Delcotron generator and fan are included.



at play

El Camino takes to fun with a flair all its own. Ready to carry you most anywhere in style and comfort with just as much luxury as you care to order. On tap are such niceties as power steering, power brakes, tinted glass, AM-FM

radio, power windows and a host of other items to make the going more enjoyable. And you can equip your El Camino for camping simply by adding one of the special camper bodies offered by many manufacturers.




Comfortilt Steering Wheel—Adjusts to any of seven positions to accommodate tall or short drivers. Wheel can be raised out of the way for easier exit.



Strato-Bucket Seats—Deep foam cushioning and contoured design offer peak driving comfort. Vinyl upholstery is attractive and long wearing.



Vinyl Roof Cover—Adds a look of elegance to any El Camino. Attractive black textured vinyl blends beautifully with all exterior colors.



STANDARD INTERIOR

Inside El Camino, there's a look of luxury that lets you know you're going first-class. All-vinyl trim is available in three color choices to complement exterior hues. New this year is the three-spoke deep-dish steering wheel. Other standard safety items include energy-absorbing steering column and instrument panel with thicker padding; low-silhouette control knobs; plus a useful hazard warning switch that flashes all four turn signals.

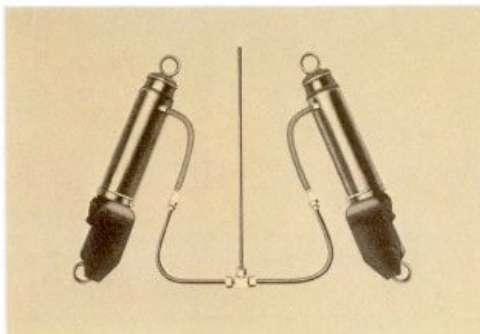


CUSTOM INTERIOR

Still more luxurious is the Custom El Camino. Textured vinyl seats boast rich horizontal tufting. Deep-dish steering wheel sports two spoke-integrated horn buttons. Wood-grain trim accents the functional instrument panel. Electric clock and glove box light head a long list of conveniences. Thick pile carpeting completes the mood of elegance.



Roomy Cargo Box—More than six feet long with folding tailgate, reinforced steel floor and rugged double sidewalls.



Air-Booster Shock Absorbers—Rear shock absorbers can be adjusted for load and road conditions by varying air pressure from inside cab.



Full Coil Suspension—Husky coil springs at all four wheels give an exceptionally smooth ride and positive load control.

STANDARD EQUIPMENT

Front Suspension—Type: Independent with coil springs; capacity 1900 lbs. Springs: Coil; capacity 950 lbs. Shock Absorbers: 1" diameter standard.

Rear Suspension—Rear Axle: Capacity 2700 lbs.; ratios 3.36 (6-cyl. models), 3.08 (283 and 327 V8 models), 3.07 (396 V8 models). Springs: Coil; capacity 1100 lbs. Shock Absorbers: Air-booster type standard; may be adjusted by varying air pressure to meet load and road requirements.

Engine—140-hp Turbo-Thrift 230 Six standard on models 133-13580; 195-hp Turbo-Fire 283 V8 standard on models 134-13680. Clutch: 9 1/8" diameter (6-cyl. engines); 10" diameter (V8 engines).

Transmission—3-Speed manual.

Electrical—Battery: 44-amp.-hr. Direction Signals: Front and rear. Back-up lights. Generator: 37-amp. Delcotron. Windshield Wipers: Dual electric 2-speed with washers.

Seat Belts—Two; driver and passenger.

Tires—Five tubeless 7.35 x 14 2-ply (4 PR) blackwall.

OPTIONAL EQUIPMENT*

Four-Season Air Conditioning • Positraction Rear Axle • Heavy-Duty Battery • Custom Seat Belts with Retractors • Shoulder Harness Equipment • Power Steering • Power Brakes • Comfort and Convenience Equipment • Heavy-Duty Clutch (6-cyl. engine only) • Temperature-Controlled Radiator Fan • 42-amp., 61-amp. and 62-amp. Delcotron Generators • Tinted Glass • Tri-Volume Electric Horn • Strato-Bucket Seats • Strato-Ease Headrests • Console • Highway Emergency Kit • Spare Wheel Lock • Heavy-Duty Radiator • Manual Control Radio • Pushbutton Control Radio • AM-FM Pushbutton Control Radio • Seven-Position Comfortilt Steering Wheel • Sports-Styled Walnut-Grained Steering Wheel • Deluxe Steering Wheel • Special Front and Rear Suspension • Electric Tachometer • Speed Warning Device • Bright Metal Wheel Covers • Mag-Styled Wheel Covers • Simulated Wire Wheel Covers • Front Wheel Disc Brakes • Power Windows • Vinyl Roof Cover

Custom Feature Accessories — In addition to the full range of factory-installed optional equipment, there's a wide variety of dealer-installed Custom Feature Accessories available to custom-tailor your El Camino. Ask your Chevrolet dealer for full details.

*Extra Cost

EL CAMINO POWER TRAINS

Engine	Transmission	Rear Axle Ratios
140-hp 230 Six	3-Speed	Std. 3.36
	HD 3-Speed Powerglide	Opt. 3.08 Opt. 3.55 Opt. 3.70
	Overdrive	Std. 3.70
155-hp 250 Six	3-Speed	Std. 3.08
	HD 3-Speed	Opt. 3.36 Opt. 3.55 Opt. 3.70
	Overdrive	Std. 3.70
195-hp 283 V8	3-Speed	Std. 3.08
	HD 3-Speed Powerglide	Opt. 3.36 Opt. 3.55 Opt. 3.70
	4-Speed Overdrive	Std. 3.70
275-hp 327 V8	3-Speed	Std. 3.08
	HD 3-Speed 4-Speed Powerglide	Opt. 3.36 Opt. 3.55 Opt. 3.70
	4-Speed Overdrive	Std. 3.70
325-hp 327 V8	HD 3-Speed	Std. 3.31
	4-Speed	Opt. 3.07 Opt. 3.55 Opt. 3.73
	4-Speed (Close Ratio)	Std. 3.31 Opt. 3.07 Opt. 3.55 Opt. 3.73 *Opt. 4.10 *Opt. 4.56 *Opt. 4.88
325-hp 396 V8	HD 3-Speed	Std. 3.31
	4-Speed	Opt. 3.07 Opt. 3.55 Opt. 3.73 *Opt. 4.10
	Powerglide	Std. 3.07 Opt. 2.73 Opt. 3.31 Opt. 3.55 Opt. 3.73 *Opt. 4.10
350-hp 396 V8	HD 3-Speed	Std. 3.55
	4-Speed	Opt. 3.31 Opt. 3.73 *Opt. 4.10
	4-Speed (Close Ratio)	Std. 3.55 Opt. 3.07 Opt. 3.31 Opt. 3.73 *Opt. 4.10 *Opt. 4.56 *Opt. 4.88
	Powerglide	Std. 3.31 Opt. 3.07 Opt. 3.55 Opt. 3.73 *Opt. 4.10
	Turbo Hydra-Matic	Std. 3.07 Opt. 2.73 Opt. 3.31

*Positraction only.

ENGINES

	Turbo-Thrift 230 Six	Turbo-Thrift 250 Six	Turbo-Fire 283 V8	Turbo-Fire 327 V8
Displacement (Cubic Inches)	230	250	283	327
Compression Ratio	8.5 to 1	8.5 to 1	9.25 to 1	10 to 1
Gross Horsepower (@ rpm)	140 @ 4400	155 @ 4200	195 @ 4800	275 @ 4800
Gross Torque (ft.-lbs. @ rpm)	220 @ 1600	235 @ 1600	285 @ 2400	355 @ 3200
	Turbo-Fire 327 V8	Turbo-Jet 396 V8	Turbo-Jet 396 V8	
Displacement (Cubic Inches)	327	396	396	
Compression Ratio	11 to 1	10.25 to 1	10.25 to 1	
Gross Horsepower (@ rpm)	325 @ 5600	325 @ 4800	350 @ 5200	
Gross Torque (ft.-lbs. @ rpm)	355 @ 3600	410 @ 3200	415 @ 3400	



All illustrations and specifications contained in this literature are based on the latest product information available at the time of publication. The right is reserved to make changes at any time in prices, colors, materials, equipment, specifications and models, and also to discontinue models. CHEVROLET MOTOR DIVISION OF GENERAL MOTORS CORPORATION, DETROIT, MICHIGAN. LITHO IN U.S.A.