





“MATCHBOX”

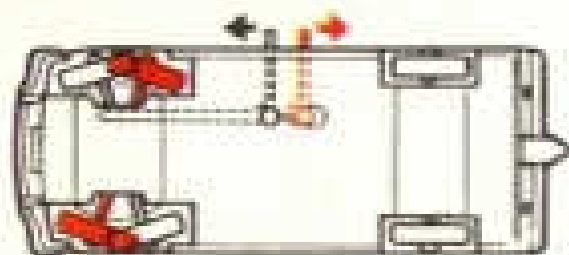

1967 COLLECTOR'S CATALOGUE INTERNATIONAL EDITION





"MATCHBOX" **WINS AGAIN!**

with *working steering* for the first time ever in a miniature car at "Matchbox" price with "Matchbox" unequalled quality. See for yourself features such as independent spring suspension, scale tyres on beautifully plated wheel-hubs, detailed interiors, tow-hooks, windows, opening doors—and many other "Matchbox" technical advances incorporated into these superb models.



- * WORKING STEERING
- * SUPER-DETAIL WHEELS AND TYRES
- * SPRING SUSPENSION
- * ACCURATE INTERIOR AND FITTINGS
- * WINDOWS
- * DOUBLE-BAKED ENAMEL FINISH

(Completely load-free of course, like all "Matchbox" models)

Fill in the important personal details below so that there is no doubt that this is your guide to the finest "Matchbox" Motor Show ever presented!

This book belongs to _____
 of _____

	JAN	FEB	MAR	APR	MAY	JUN
No. models in collection						
No. models to be added						
	JUL	AUG	SEP	OCT	NOV	DEC
No. models in collection						
No. models to be added						

AMERICA'S TOP-SELLING CAR BEATEN BY "MATCHBOX"

The Ford Mustang has taken the world by storm, over one million being produced in under two years. Quite a record and worthy of our congratulations! This new "Matchbox" version has, however, already been sent around the world in shipments totalling more than a million models—in just a few weeks since its introduction. Another record!

"MATCHBOX"

SERIES
NUMBERS
1-12



1 Diesel Road Roller
2½ ins. 67mm. 86-1



5 London Bus
2½ ins. 71mm. 117-1



9 Boat and Trailer
2½ ins. 89mm. 125-1



2 Dumper
2½ ins. 63mm. 88-1



3 Bedford Tipper Truck
2½ ins. 64mm. 85-1



4 Stake Truck
2½ ins. 74mm. 88-1



6 10-Wheel Quarry Truck
2½ ins. 67mm. 148-1



7 Ford Refuse Truck
3 ins. 76mm. 85-1



8 Ford Mustang Fastback
2½ ins. 74mm. 55-1



10 Pipe Truck
3 ins. 75mm. 82-1



11 Jumbo Crane
3 ins. 76mm. 85-1



12 Safari Land Rover
2½ ins. 70mm. 72-1

ARE THESE MODELS IN YOUR COLLECTION?

NO	YES
1	
2	
3	
4	
5	
6	
7	
8	
9	
10	
11	
12	

"MATCHBOX"

SERIES
NUMBERS
13-29



13 Wreck Truck
3 ins. 76mm. 85-1



14 Ambulance
2½ ins. 67mm. 86-1



18 Caterpillar (R)
Crawler Bulldozer

2½ ins. 67mm. 102-1



19 Lotus Racing Car
2½ ins. 70mm. 54-1



20 Taxi-Cab
3 ins. 76mm. 72-1



24 Rolls-Royce Silver Shadow
3 ins. 76mm. 87-1

(Available mid 1967)



25 B.P. Tanker
3 ins. 76mm. 88-1



26 Ready-Mix Concrete Truck
2½ ins. 64mm. 98-1



15 Daimler Refuse Truck
2½ ins. 64mm. 96-1



16 "Mountaineer" Dump Truck
with Snowplough
3 ins. 76mm. 100-1



17 5-Wheel Tipper
3 ins. 76mm. 102-1



21 Milk Delivery Truck
2½ ins. 67mm. 74-1



22 Pantier Grand Prix
3 ins. 76mm. 72-1



23 Trailer Caravan
3 ins. 76mm. 87-1



27 Mercedes 230SL
2½ ins. 71mm. 60-1



28 Mark Ten Jaguar
2½ ins. 70mm. 72-1




29 Fire Pumper
3 ins. 76mm. 104-1

ARE THESE MODELS IN YOUR COLLECTION?

MB	YES
13	
14	
15	
16	
17	
18	
19	
20	
21	
22	
23	
24	
25	
26	
27	
28	
29	

"MATCHBOX"

SERIES
NUMBERS
30-41



30 B-Wheel Crane
3 ins. 76mm. 114-1



34 Volkswagen Camper
2½ ins. 65mm. 68-1



38 Vauxhall Victor Estate Car
2½ ins. 64mm. 71-1



31 Lincoln Continental
3 1/2 ins. 76mm. 74-1



32 E-Type Jaguar
5 1/2 ins. 87mm. 65-1



33 Ford Zephyr
2 1/2 ins. 64mm. 71-1



35 Snow-Trac Tractor
2 1/2 ins. 56mm. 84-1



36 Opel Diplomat
2 1/2 ins. 70mm. 71-1



37 Cattle Truck
2 1/2 ins. 65mm. 86-1



39 Pontiac Convertible
2 1/2 ins. 70mm. 86-1



40 Long-Distance Bus
3 ins. 76mm. 145-1



41 Ford G.T.
2 1/2 ins. 67mm. 61-1

ARE THESE MODELS IN YOUR COLLECTION?

MB YES

30

31

32

33

34

35

36

37

38

39

40

41

"MATCHBOX"

SERIES
NUMBERS
42-58



42 Studebaker Station Wagon
3 ins. 76mm. 66-1



43 Aveling-Barford Tractor Shovel
2½ ins. 67mm. 67-1



47 Ice-Cream Mobile Shop
2½ ins. 64mm. 65-1



48 Dumper Truck
3 ins. 76mm. 65-1



49 Unimog
2½ ins. 62mm. 68-1
(Available early 1967)



53 Mercedes-Benz 220S
2½ ins. 70mm. 73-1



54 Cadillac Ambulance
2½ ins. 73mm. 67-1



55 Police Car
2½ ins. 73mm. 73-1



44 Rolls-Royce Phantom V
2½ ins. 72mm. 74-1



45 Ford Corsair with Boat
2½ ins. 67mm. 71-1



46 Long-Distance
Removal Truck
2½ ins. 67mm. 112-1



50 John Deere-Lanz Tractor
2½ ins. 54mm. 81-1



51 Tipping Trailer
2½ ins. 67mm. 61-1




52 B.R.M. Racing Car
2½ ins. 70mm. 54-1



56 Fiat 1500
2½ ins. 67mm. 84-1



57 Land Rover Fire Truck
2½ ins. 64mm. 77-1




58 Drott Excavator
2½ ins. 67mm. 60-1

ARE THESE MODELS IN YOUR COLLECTION?

MB	YES
42	
43	
44	
45	
46	
47	
48	
49	
50	
51	
52	
53	
54	
55	
56	
57	
58	

"MATCHBOX"

SERIES
NUMBERS
59-70



59 Fire Chief Car
2½ ins. 73mm. 73-1



63 Fire-Fighting Crash Tender
2½ ins. 61mm. 63-1



67 "Sabafin" Armoured Car
2½ ins. 57mm. 66-1



60 Truck with Site Office
2 1/2 ins. 65mm. 92-1



61 Alvis Stewart
2 1/2 ins. 68mm. 96-1



62 TV Service Van
2 1/2 ins. 64mm. 86-1



64 MG 1100
2 1/2 ins. 66mm. 57-1



65 Jaguar 3-8
2 1/2 ins. 67mm. 72-1



66 Greyhound Bus
3 ins. 76mm. 159-1



68 Mercedes Coach
2 1/2 ins. 73mm. 90-1



69 Hatra Tractor Shovel
3 1/2 ins. 80mm. 100-1



70 Grit-Spreader
2 1/2 ins. 67mm. 85-1

ARE THESE MODELS IN YOUR COLLECTION?

NO	YES
59	
60	
61	
62	
63	
64	
65	
66	
67	
68	
69	
70	

"MATCHBOX"

SERIES
NUMBERS
71-75



71 Jeep Pick-Up
2½ ins. 67mm. 74-1



72 Standard Jeep
2½ ins. 61mm. 63-1



73 Ferrari Racing Car
2½ ins. 67mm. 62-1



74 Daimler Bus
3 ins. 76mm. 121-1



75 Ferrari Berlinetta
2½ ins. 73mm. 62-1



(Available mid-1967)

★ Refrigerator Truck
3 ins. 76mm. 66-1



(Available mid-1967)

★ Ford Tractor
2½ ins. 54mm. 56-1



(Available mid-1967)

★ May Trailer
3½ ins. 86mm. 56-1

ARE THESE MODELS IN YOUR COLLECTION?

MB	YES
71	
72	
73	
74	
75	
NEW MODELS	

NEW MODELS

"MATCHBOX"

ROADWAY R-1

Brightly printed in full-colour on top-quality card, this model features a main highway with bridge, by-pass, car park, link road and three-dimensional stand-up cut-outs. Scaled for all "Matchbox" models—size 34 ins. x 23 ins. 86.5cm. x 60cm.





"MATCHBOX"

ROADWAY R-4

All the thrills of international motor racing. A complete card track printed in gay colours with stand-up cut-outs of pits, grandstand, bridge, banked bends, etc. Scaled for all "Matchbox" models—size 35 ins. x 23 ins. 89cm. x 60cm.





"MATCHBOX"

THE WORLD'S GREATEST TRAVELLER!

Winners of the Queen's Award to Industry in 1966 for outstanding export achievements, "Matchbox" models are indeed true world travellers, being sold in just about every country. Did you realise that your new "Matchbox" model has probably covered more miles than a full-size motor-car when you finally take delivery? Even in Britain many important steps are taken to ensure the safe and speedy delivery of the latest models to your favourite "Matchbox" stockist.



Trucks, trains, boats and planes all play



their part in carrying "Matchboxes" to





you, wherever you may be. It's London to Lapland, England to Ecuador,



Hackney to Honolulu—all part of the amazing "Matchbox" mileage!



Now the fun begins

Our young friend is enjoying his latest "Matchboxes", fresh from the factory after an exciting journey which we would all like to make. New models are introduced nearly every month to replace withdrawn items and many future releases are listed in this catalogue. Are those shown here in your personal set yet? If not, then hurry to your nearest "Matchbox" dealer and see them for yourself. Good luck with your collection!



Gift Sets

Eight presentation sets including a selection of the very best and latest "Matchbox" models, and each supplied in an individual full-colour pack. A feature of these sets is the see-through fronts which enable the contents to be studied, yet remain completely dust-free.

G-1 SERVICE STATION SET

Contents: Nos. MG-1, 13, 31, 64 and A-1.

G-2 CAR TRANSPORTER SET

Contents: Nos. 22, 28, 36, 75 and K-8.

G-3 VACATION SET

Contents: Nos. 12, 23, 27, 42, 45, 56, 68 and Sports Boat on Trailer.

G-4 RACETRACK SET

Contents: Nos. 13, 19 (green), 19 (orange), 29, 41 (white), 41 (yellow), 52 (blue), 52 (red), 54, K-5 and R-4.

G-5 FIRE STATION SET

Contents: Nos. MF-1, 29, 54 and 59.

G-6 COMMERCIAL TRUCK SET

Contents: Nos. 16, 17, 25, 26, 30, 69, 70 and 71.

G-7 "MODELS OF YESTERYEAR" SET

Contents: Nos. Y-1, Y-3, Y-11 and Y-14.

G-8 KING SIZE SET

Contents: Nos. K-1, K-11, K-12 and K-15.



G-1


G-2



G-3



G-4



G-5



G-7



G-6



G-8

"MATCHBOX"

KING SIZE

Nos. K-1 to K-5



K-1

Foden Tipper Truck 4½ ins. 108mm. #9-1



K-4

GMC Tractor with Hopper Train
11½ ins. 286mm. #7-1

K-2 K/W Dump Truck
5 1/2 ins. 143mm. 99-1



K-3 Hatra Tractor Shovel
6 ins. 150mm. 61-1



K-5 Racing Car Transporter 5 ins. 127mm. 54-1

"MATCHBOX"

KING SIZE

Nos. K-6 to K-9



K-6

Allis-Chalmers Earth Scraper
5½ in. 143mm. 70-1



K-8

Car Transporter 8½ in. 209mm. 73-1





K-7 5D Refuse Truck
4½ ins. 117mm. 66-1



K-9

Combine Harvester
5½ ins. 140mm. 80-1
(Available late 1967)



"MATCHBOX"

KING SIZE

Nos. K-10 to K-14



K-10 Pipe Truck (with six interlocking pipes)
8 ins. 203mm. 60-1
(Available early 1967)


K-11 Fordson Tractor and Farm Trailer
6½ ins. 158mm. 42-1



K-12 Heavy Breakdown/Wreck Truck
4½ ins. 121mm. 62-1



K-13 Ready-Mix Concrete Truck
4½ ins. 114mm. 58-1



K-14 Jumbo Crane
5½ ins. 125mm. 58-1

"MATCHBOX"

KING SIZE


Nos. K-15 to K-18



K-15 Merryweather Fire Engine
6½ ins. 154mm. 60-1



K-16 Dodge Tractor with Twin Tippers
11¾ ins. 302mm. 64-1



K-17

Low-Loader with Bulldozer 5 1/2 ins. 242mm. 64-1



K-18

Articulated Horse-Box 6 1/2 ins. 167mm. 63-1

"MATCHBOX"

KING SIZE

No. K-19



(Available mid-1967)



K-19

**Scammell
Tipper Truck**
4 1/2 ins. 121mm. 69-1

MAJOR PACK



M-9

Inter-State Double Freightliner 11 1/2 ins. 298mm. 100-1

NEW
"MATCHBOX"
KING SIZE

MERCEDES-BENZ BINZ AMBULANCE

A superb new model with just about every detail of the full-size vehicle and unique "Matchbox" **TRUE-GUIDE** steering.

4½ ins. 105mm. 45-1 (Available mid-1967)
 A few of the wonderful features are shown below:



TRUE-GUIDE STEERING



ALL-INDEPENDENT SUSPENSION



REMOVABLE STRETCHER WITH PATIENT



OPENING DOORS AT SIDE AND REAR

ARE THESE MODELS IN YOUR COLLECTION?

1	
2	
3	
4	
5	
6	
7	
8	
9	
10	
11	
12	
13	
14	
15	
16	
17	
18	
19	
M9	
NEW	
K	

"MATCHBOX"

Models of Yesteryear

Nos. Y-1 to Y-7



Y-1 1911 Model T Ford
3 ins. 76mm. 42-1



Y-2 1911 Renault 2-Seater
3 ins. 76mm. 40-1



Y-3

1910 Benz Limousine
3½ ins. 83mm. 54-1



Y-5

1929 4½ (5) Bentley
3½ ins. 89mm. 52-1



Y-6

1926 Type 35 Bugatti
3½ ins. 79mm. 46-1



Y-4

1908 Opel Coupe
3½ ins. 79mm. 38-1
(Available mid-1967)



Y-7

1913 Mercer Raceabout
3½ ins. 83mm. 48-1

"MATCHBOX"

Models of Yesteryear™

Nos. Y-8 to Y-16



Y-8

1914 Sunbeam Motor-cycle with
Milford Sidecar 2½ ins. 87mm. 34-1



Y-10

1928 Mercedes-Benz 36/220
3½ ins. 96mm. 52-1



Y-11

1912 Peckard Landulet
3½ ins. 82mm. 50-1



Y-9

1924 Ford "Big Lion"
Showman's Engine
3½ ins. 83mm. 85-1



Y-12

1899 London Horse-Bus
3½ ins. 83mm. 100-1



Y-13 1911 Daimler
3½ ins. 85mm. 45-1



Y-16 1904 Spyker
3½ ins. 83mm. 45-1



Y-14 1911 Maxwell Roadster
3½ ins. 82mm. 48-1



Y-15 1907 Rolls-Royce Silver Ghost
3½ ins. 83mm. 55-1



NEW MODEL
1909 Thomas Flyabout
4 ins. 102mm. 48-1

(Reproduced by permission of Hirsch's Automobile Collection, Reno, Nevada, U.S.A.)

ARE THESE MODELS IN YOUR COLLECTION?

1	
2	
3	
4	
5	
6	
7	
8	
9	
10	
11	
12	
13	
14	
15	
16	
NEW	

LESNEY
VETERAN
CAR GIFTS



1911 MODEL T FORD



1911 RENAULT 2 SEAT



1925 4/10 BENTLEY



1928 MERCEDES-BENZ 3628



1911 DANGLER



1911 MAXWELL ROADSTER



1917 ROLLS-ROYCE SILVER GHOST

A distinctive range of boxes, penstands and porcelain trays featuring plated models of veteran and vintage cars in silver(S) or gold(G) finish. Presented in full-colour see-through window-packs.



DOUBLE PENSTAND

DP1S Ford - **DP5S** Bentley
DP13S Daimler - **DP15G** Rolls-Royce



LARGE BOX

LB1S Ford - **LB5S** Bentley
LB10G Mercedes - **LB13S** Daimler



SINGLE TRAY

T2S Renault - **T5S** Bentley
T10S Mercedes - **T13S** Daimler
T14G Maxwell - **T15S** Rolls-Royce

SINGLE PENSTAND

SP2S Renault - **SP10G** Mercedes
SP14G Maxwell - **SP15S** Rolls-Royce

SMALL BOX

SB2S Renault - **SB10G** Mercedes
SB14G Maxwell - **SB15S** Rolls-Royce

DOUBLE TRAY

DT1S Ford - **DT13S** Daimler
DT14G Maxwell

(These three items are illustrated opposite)

"MATCHBOX"

FIRE STATION MF-1

Manufactured in tough plastic and supplied completely assembled in a giant full-colour "Matchbox". With opening double doors, firemen's pole and authentic transfers.

Width $9\frac{1}{2}$ ins. 246mm.

Height $3\frac{1}{2}$ ins. 80mm.

85-1.



"MATCHBOX"

SERVICE STATION MG-1

Showrooms on two floors, greasing bay and access ramp. Finished in B.P. livery of green, yellow and white.

Width $9\frac{1}{2}$ ins. 235mm.

Height $4\frac{3}{8}$ ins. 112mm.

85-1

Also shown — Accessory Pack No. A-1, B.P. pumps and forecourt sign. Length $4\frac{1}{2}$ ins. 114mm. 85-1



"MATCHBOX" INTERNATIONAL PRICE LIST 1967




France	Germany	Italy	Japan	Spain	Sweden	Switzerland	U.K.	U.S.A.	Canada	India	Malaya	Philippines	Singapore	Taiwan	Thailand	U.S.S.R.	U.S.S.R. (East)
1.50	1.50	1.50	1.50	1.50	1.50	1.50	1.50	1.50	1.50	1.50	1.50	1.50	1.50	1.50	1.50	1.50	MATCHBOX - DASH NO. 1 1/2
1.50	1.50	1.50	1.50	1.50	1.50	1.50	1.50	1.50	1.50	1.50	1.50	1.50	1.50	1.50	1.50	1.50	MATCHBOX - MAJOR PACK NO. 1
1.50	1.50	1.50	1.50	1.50	1.50	1.50	1.50	1.50	1.50	1.50	1.50	1.50	1.50	1.50	1.50	1.50	MATCHBOX - KING SIZE
1.50	1.50	1.50	1.50	1.50	1.50	1.50	1.50	1.50	1.50	1.50	1.50	1.50	1.50	1.50	1.50	1.50	MATCHBOX - MODELS OF YESTERYEAR
1.50	1.50	1.50	1.50	1.50	1.50	1.50	1.50	1.50	1.50	1.50	1.50	1.50	1.50	1.50	1.50	1.50	MATCHBOX - GIFT SETS
1.50	1.50	1.50	1.50	1.50	1.50	1.50	1.50	1.50	1.50	1.50	1.50	1.50	1.50	1.50	1.50	1.50	VETERAN CAR GIFT SETS

TM. "MATCHBOX" owned by Lesney Products & Co. Ltd., manufacturers of "Matchbox" models, Lee Conservancy Rd., London E9.

Copyright © Lesney Products & Co. Ltd. (1967). All rights reserved.

Printed in England, web offset, by Hazells Offset Ltd., Slough.

"MATCHBOX" 1967



With Compliments

LESNEY PRODUCTS & CO LTD

DIECASTING ENGINEERS

LEE CONSERVANCY ROAD • HACKNEY WICK • LONDON E9 • TELEPHONE: AMHERST 5533