

“MATCHBOX”[®]


COLLECTOR'S CATALOGUE INTERNATIONAL EDITION



**SECOND
EDITION**



"MATCHBOX" MOTORISED MOTORWAY






"MATCHBOX" MOTORWAY EXTENSIONS

PUT ACTION INTO YOUR "MATCHBOX" COLLECTION

The M-2. A figure of eight layout complete with flyover. Made up from six track straights and six curves.

These dual roadways are designed exclusively for all your "MATCHBOX" models. You can drive, race and control them all. You can use batteries or the specially designed Power Pack. You can race two vehicles or drive in opposite directions a whole stream of them.

There are many track layouts which you can build, and there is no end to the excitement and thrills you and your friends will have with this new unique "MATCHBOX" motorway.



E-2 "MATCHBOX" Motorway Extension. With this extension set added to your M-2 "MATCHBOX" Flyover you can quickly build sixteen terrific layouts.

MOTORWAY ACCESSORIES

Should you require any spares or replacements ask your "MATCHBOX" dealer for the parts listed below:—

- X-1** 20 Drive Pins and 20 re-usable adhesive stickers, 1 spiral joining clip
- X-2** Track — straight
- X-3** Track — curve
- X-4** Straight track for motor housing
- X-5** Motor housing (without motor)
- X-6** Motor
- X-7** Speed controller with lead


- X-8** Two column supports and bridge
- X-20** Spiral drive M-1 (inner) yellow pack
- X-21** Spiral drive M-1 (outer) red pack
- X-22** Spiral drive M-2 (inner and outer) clear pack
- X-23** Spiral drive for E-2 extension set




POWER PACK

If you intend to run the Motorway from the mains electricity supply ask your toy dealer for details of the recommended Power Pack which you must use.

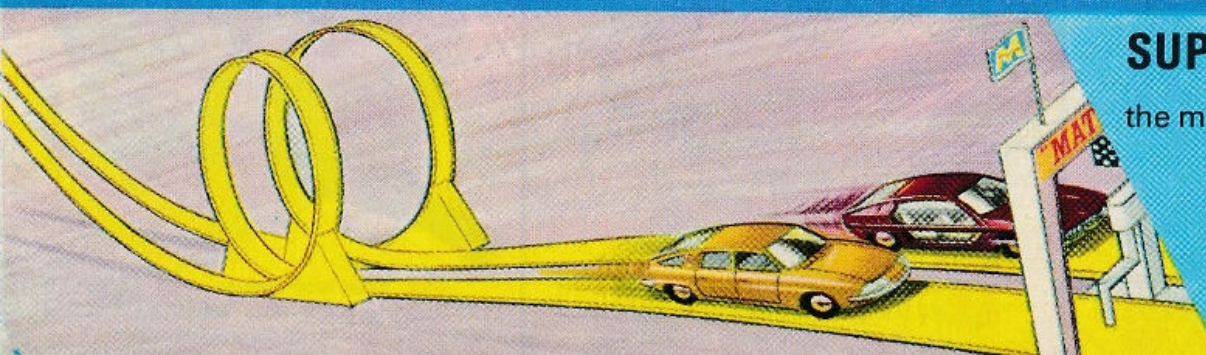
"MATCHBOX" Superfast



The new "MATCHBOX" Superfast models could be described as the fastest free running cars ever! Watch the high performance wheels zoom down the strip, outpace, outrace them all.



SUPER DETAIL...
SUPER QUALITY...
SUPER VALUE...



SUPER "MATCHBOX"
the models with that extra zip.

"MATCHBOX"[®]

SERIES Nos. 1-75

The terrific new "MATCHBOX" Steering




Another "MATCHBOX" first — "AUTOSTEER". This unique device, developed by the "MATCHBOX" Design team, turns the model in either direction by simple pressure. Look out for it on the latest "MATCHBOX" releases.



Tick the models
you have in your
collection ▼

1 Mercedes Truck
3 ins. 76mm. 87-1

YES

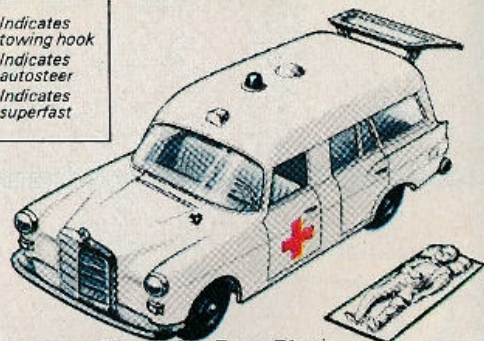


2 Mercedes Trailer
3½ ins. 90mm. 87-1

YES




Indicates
towing hook
Indicates
autosteer
Indicates
superfast



3 Mercedes Benz Binz
Ambulance
2¾ ins. 74mm. 69-1

YES




8 Ford Mustang Fastback
2¾ ins. 74mm. 65-1

YES

6


7 Ford Refuse Truck
3 ins. 76mm. 85-1

YES



9 Boat and Trailer
3½ ins. 90mm. 125-1

YES




4 Stake Truck
2 $\frac{7}{8}$ ins. 74mm. 86-1

YES



10 Pipe Truck
3 ins. 75mm. 92-1


YES



(available
mid 1969)

5 Lotus Europa
2 $\frac{7}{8}$ ins. 73mm. 55-1


YES



(available
late 1969)

11 Scaffold Truck
2 $\frac{5}{8}$ ins. 67mm. 91-1

YES




6 Ford Pick-Up
2 $\frac{3}{4}$ ins. 71mm. 67-1

YES



12 Safari Land-Rover
2 $\frac{3}{4}$ ins. 70mm. 72-1

YES



YES


13 Wreck Truck 3 ins. 76mm. 85-1



(available mid-1969)


18 Field Car 2 $\frac{3}{8}$ ins. 68mm. 64-1

YES



23 Trailer Caravan 3 ins. 76mm. 87-1

YES



14 Iso Grifo 3 ins. 76mm. 61-1

YES




19 Lotus Racing Car 2 $\frac{3}{4}$ ins. 70mm. 54-1

YES



24 Rolls-Royce Silver Shadow 3 ins. 76mm. 67-1

YES




15 Volkswagen 1500
2 $\frac{7}{8}$ ins. 72mm. 59-1

YES




(available
mid-1969)



16 Case Bull-Dozer
2 $\frac{1}{2}$ ins. 64mm. 82-1


YES



(available mid-1969)

17 Horse Box
2 $\frac{7}{8}$ ins. 72mm. 92-1

YES



(available
late 1969)

20 Lamborghini Marzal
2 $\frac{3}{4}$ ins. 70mm. 65-1

YES




21 Foden Concrete Truck
3 ins. 75mm. 89-1

YES




22 Pontiac Grand Prix
3 ins. 76mm. 72-1

YES




25 Ford Cortina G.T.
2 $\frac{5}{8}$ ins. 67mm. 62-1

YES



26 GMC Tipper Truck
2 $\frac{5}{8}$ ins. 67mm. 86-1

YES


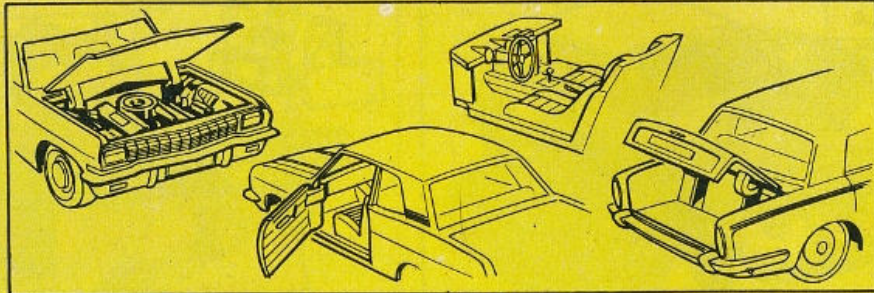


27 Mercedes 230 SL
2 $\frac{3}{4}$ ins. 71mm. 60-1

YES


"MATCHBOX"[®]

SERIES




28 Mack Dump Truck
2 $\frac{5}{8}$ ins. 67mm. 118-1

YES




29 Fire Pumper
3 ins. 76mm. 104-1

YES




30 8-Wheel Crane
3 ins. 76mm. 114-1

YES




10 **34** Volkswagen Camper
2 $\frac{5}{8}$ ins. 65mm. 66-1

YES




35 Snow-Trac Tractor
2 $\frac{1}{2}$ ins. 56mm. 64-1

YES



36 Opel Diplomat
2 $\frac{3}{4}$ ins. 70mm. 71-1

YES



31 Lincoln Continental
3 ins. 76mm. 74-1

YES




32 Leyland Petrol Tanker
3 ins. 76mm. 92-1

YES



33 Lamborghini Miura
2½ ins. 71mm. 62-1

YES




37 Cattle Truck
2½ ins. 65mm. 86-1

YES




38 Honda Motorcycle
with Trailer
3 ins. 76mm. 41-1

YES



39 Ford Tractor
2½ ins. 54mm. 56-1

YES 11




40 Hay Trailer
3 ¹/₈ ins. 86mm. 56-1

YES




45 Ford Corsair with Boat
2 ⁵/₈ ins. 67mm. 71-1

YES




50 Kennel Truck 2 ¹/₂ ins. 71mm. 67-1

YES



41 Ford G.T.
2 ⁵/₈ ins. 67mm. 61-1


YES



46 Mercedes 300SE
2 ⁷/₈ ins. 73mm. 66-1


YES

(available mid-1969)



51 8-Wheel Tipper
3 ins. 76mm. 92-1


YES



available late 1969)

42 Fairy Iron Crane
3 ins. 76mm. 80-1

YES




47 DAF Tipper Container Truck
3 ins. 76mm. 94-1

YES




52 BRM Racing Car
2 3/4 ins. 70mm. 54-1

YES




43 Pony Trailer
2 3/8 ins. 67mm. 63-1

YES




48 Dumper Truck
3 ins. 76mm. 85-1

YES




53 Ford Zodiac MkIV
2 3/4 ins. 70mm. 66-1

YES



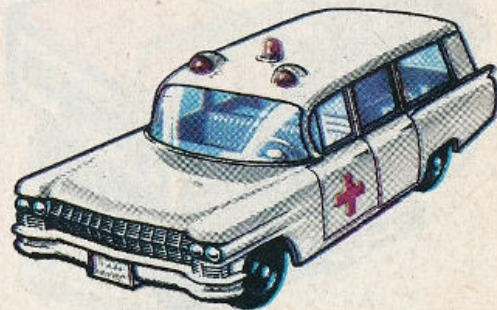
44 Refrigeration Truck
3 ins. 76mm. 86-1

YES



49 Unimog
2 1/2 ins. 62mm. 68-1

YES



54 Cadillac Ambulance
2 1/4 ins. 73mm. 87-1


YES

"MATCHBOX"[®]

SERIES


This book belongs to

Address



55 Police Car
3 ¹/₁₆ ins. 78mm. 72-1

YES





56 BMC 1100 Pininfarina
2 ³/₄ ins. 70mm. 64-1

YES




57 Land-Rover Fire Truck
2 ¹/₂ ins. 64mm. 77-1

YES



14 **61** Alvis Stalwart
2 ⁵/₈ ins. 66mm. 96-1

YES





62 Mercury Cougar
3 ins. 75mm. 66-1

YES



63 Dodge Crane Truck
3 ins. 76mm. 86-1

YES



58 DAF Girder Truck
3 ins. 76mm. 94-1

YES




59 Fire Chief Car
2 7/8 ins. 73mm 73-1

YES




60 Truck with Site Office
2 1/2 ins. 65mm. 92-1

YES



64 MG 1100
2 5/8 ins. 66mm. 57-1

YES




65 Combine Harvester 3 ins. 76mm. 106-1

YES




66 Greyhound Bus
3 ins. 76mm. 159-1

YES




67 Volkswagen 1600 TL
2 1/16 ins. 68mm. 61-1

YES




70 Grit Spreader
2 5/8 ins. 67mm 85-1

YES



73 Mercury Commuter
3 1/16 ins. 78mm. 72-1

YES



68 Mercedes Coach
2 3/8 ins. 73mm. 90-1

YES




71 Ford Heavy Wreck Truck
3 ins. 76mm. 78-1

YES




74 Daimler Bus 3 ins. 76mm. 121-1

YES




69 Hatra Tractor Shovel
3 1/8 ins. 80mm. 100-1

YES



72 Standard Jeep
2 3/8 ins. 61mm. 63-1

YES



75 Ferrari Berlinetta
2 3/8 ins. 73mm. 62-1

YES

"MATCHBOX"®

COLLECTOR'S CASE

YOUR COLLECTION DESERVES IT!

Ideal for the "MATCHBOX" enthusiast! A Collector's Carrying Case, designed to hold 48 "MATCHBOX" models tidily and securely in individual compartments. Carry your favourite models with you anywhere in this super strong lightweight case. Made in washable PVC, complete with handle and snaplock for positive closing.

MCA size:
12½ ins. X
10 ins. X
3 ins.




"MATCHBOX" POP-UP ROADWAYS

A great new idea from "MATCHBOX" – Pop-Up – Fold Away Roadways, realistically coloured, three dimensional stand up cutouts which form Roadways, Building Sites and Farmyards. They offer endless hours of fun for you and your friends with all of your "MATCHBOX" models.


R-1 ROADWAY, incorporates a flyover, road signs and buildings, $35\frac{1}{2}$ ins. \times $23\frac{1}{4}$ ins. 90cms. \times 59cms.

R-2 CONSTRUCTION SITE. New for 1969, with loading ramps, buildings and sandbanks. $35\frac{1}{2}$ ins. \times $23\frac{1}{4}$ ins. 90cms. \times 59cms.


R-3 FARMYARD, with sheds, loading ramp, houses and hedges. $35\frac{1}{2}$ ins. \times $23\frac{1}{4}$ ins. 90cms. \times 59cms.




R-2



R-3






"MATCHBOX"

MG-1 BP SERVICE STATION and Forecourt


Treat your "MATCHBOX" cars to the proper service with this wonderful plastic BP garage. Complete in every possible detail, compact and neatly styled on the modern garages of today. Adds extra play value to your "MATCHBOX" collection.



A Cheetah can reach 50 m.p.h. faster than a Jaguar E Type car.



The Forcipomyia Midge beats its wings 66,000 times a minute, compared to 6,000 turns of a sports engine.




The Blue Whale develops 520 h.p. whilst a racing car develops 410 h.p.



The Robin Humming Bird has a top speed of 55 m.p.h., equal to an Outboard Motor.

IT'S A MAZE IN



An Elephant and a Trout have the same top speed - 24 m.p.h.




The Owl and the Nautilus Submarine have the same top speed - 37 m.p.h.



A Dragon Fly and Blue Shark can both reach 30 m.p.h.



Whilst diving on its prey, a Falcon can reach 180 m.p.h.




"MATCHBOX" King Size models are King Size value and King Size quality. They are packed full of working parts giving real action – lorries that tip, cranes that lift, doors that open, mixer drums that turn and wheels that steer with the unique "MATCHBOX" *True Guide*.

"MATCHBOX"

KING SIZE


This super 1969 King Size range is the best yet with a terrific variety of vehicles, accurately detailed, full of action plus loads of exclusive "MATCHBOX" features.

The sensational "MATCHBOX" news of the year – more excitingly fabulous King Size cars!



K-2 Scammel Heavy Wreck Truck
5 ⁵/₈ ins. 119mm. 69-1

YES





indicates *True Guide*

K-3 Hatra Tractor Shovel
6 ins. 150mm. 61-1

YES 23

K-1 Foden Tipper Truck
4 ¹/₄ ins. 108mm. 69-1


YES



K-4 Leyland Tipper
4½ ins. 114mm. 56-1

YES

(available late 1969)



24

K-6 Mercedes Benz Binz Ambulance 4½ ins. 105mm. 45-1

YES



K-7




K-5

Racing Car Transporter

5 ins. 127mm. 54-1

Opening door and rising car-ramp


YES



YES

SD Refuse Truck

4 5/8 ins. 117mm. 66-1




K-B

Car Transporter


8 1/2 ins. 209mm. 73-1

YES




"MATCHBOX"

KING SIZE




K-9 **Combine Harvester** 5½ ins. 140mm. 80-1
Rotating blades and movable grain-chute

YES



K-11 **Fordson Tractor and Farm Trailer** 6¼ ins. 158mm. 42-1


YES




K-10 Pipe Truck with six interlocking pipes 8 ins. 203mm. 69-1



(available late 1969)



K-12 Crane Truck 6 ins. 152mm. 63-1



K-13 Ready-Mix Concrete Truck
4½ ins. 114mm. 58-1





28 **K-14** Jumbo Crane
5¼ ins. 125mm. 58-1

YES




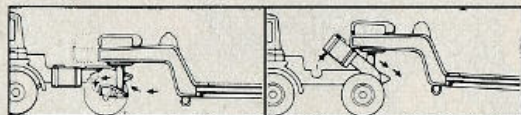
K-15 Merryweather Fire Engine
6½ ins. 154mm. 60-1

YES




K-16 Dodge Tractor with Twin Tippers
 11 $\frac{7}{8}$ ins. 302mm. 64-1

YES



K-17 Low-Loader with Bulldozer
 9 $\frac{1}{2}$ ins. 242mm. 54-1

YES




"MATCHBOX"

KING SIZE

K-18

Articulated Horse Box
6 $\frac{5}{8}$ ins. 167mm. 63-1


YES



K-19

Scammel Tipper Truck
4 $\frac{3}{4}$ ins. 121mm. 69-1

YES



K-20

Tractor Transporter 9 ins. 228mm.
62-1 Complete with three detailed tractors

YES

"MATCHBOX"

KING SIZE CARS

3 new, exciting, action-packed King Size cars are to be released during 1969. These fabulous models have loads of working parts and packed full of action with *True Guide* Steering, suspension and opening doors. Look out for release dates of these great new cars.



K-21

Mercury Cougar
4 $\frac{1}{4}$ ins. 105mm. 40-1

YES



(available mid 1969)

K-23

Mercury Police Car
4 $\frac{3}{8}$ ins. 111mm. 50-1
(Price to be advised)

YES





(available mid 1969)

K-22 Dodge Charger
4½ ins. 115mm. 48-1

YES



(available mid 1969)

K-24 Lamborghini Miura
4 ins. 100mm. 43-1
(Price to be advised)

YES




"MATCHBOX"[®]

Y-1 1911 MODEL T FORD

From 1909 until 1927, 15,000,000 Model T Fords were built with no basic engineering changes. These cars were cheap, simple, rugged, agile, durable and somewhat ugly. They could go anywhere – except in society! This miniature represents the colourful early "Brass Radiator" model.

3 ins. 76mm. 42-1


YES



Y-2 1911 RENAULT 2-SEATER

This model has a twin cylinder side-valve engine rated at 8 h.p. Today, petrol consumption on this 57-year-old car averages 37 m.p.g., maximum speed is 40 m.p.h., and the car has averaged 24.7 m.p.h. over a journey of 200 miles across England.

YES




Models of Yesteryear

Y-4 1909 OPEL COUPE

Introduced as the Opel "Doctor's Car", this 2-seater Coupe was originally intended as reliable transport for country physicians but soon found favour with other early motorists as well. Selling for 3950 marks, the car featured high-pressure tyres on detachable steel rims and its four-cylinder 1029 c.c. engine enabled it to reach 34 m.p.h.

3 $\frac{1}{8}$ ins. 79mm. 38-1

YES



Y-3 1910 BENZ LIMOUSINE

For a 4-cylinder car of 4.85 litres, this was an advanced machine in its day and could comfortably cruise at almost sixty miles per hour. This "Model of Yesteryear" has been reproduced from the actual machine in the famous Daimler-Benz Museum at Stuttgart in Germany.

3 $\frac{1}{4}$ ins. 83mm. 54-1



YES

Y-5 1907 PEUGEOT

First built in 1906, the Peugeot had a 12/16 horsepower, 4 cylinder engine cast in pairs, maximum speed – 34 m.p.h. The power was transmitted by chain to the driving wheels. Notable features of this Peugeot were the Traffault shock absorbers using rubber for the first time which was both efficient and reliable.

3½ ins. 89mm. 43-1

YES



“MATCHBOX”[®]


Y-6 1913 CADILLAC

Originally known as the “Standard of the World” the Cadillac is still the Americans’ prestige car.

Powered by a so-called “silent engine” this model had 4 cylinders with a total capacity of 6 litres. The car also had dual ignition and what was then the novel feature of a self-starter.

3⅜ ins. 87mm. 48-1

YES



Y-8 1914 STUTZ

This attractive model is based on the 1914 STUTZ type 4E Roadster. It had a 4 cylinder, side valve engine of 36.1 horsepower and the rear wheels were driven by a shaft. The 3 speed gearbox was mounted in the rear axle. The STUTZ was to become a symbol of style and performance in the U.S.A.

3 $\frac{3}{8}$ ins. 86mm. 48-1

YES


"Models of Yesteryear"


Y-7 1912 ROLLS-ROYCE

The 6-cylinder, 7046 c.c. engine was so quiet it was likened to a silent sewing machine, and so smooth a penny could be balanced on the radiator. It could travel at 60 m.p.h. and used a gallon of petrol every 20 miles.

3 $\frac{3}{4}$ ins. 96mm. 48-1

YES





"MATCHBOX"®

Y-9 1912 SIMPLEX

Built in New York, Simplex Cars were among the finest made in America in their day.

This is the Model 50 fitted with a Holbrook toy tonneau body and a $5\frac{3}{4}$ inch bore and stroke engine, which is on display at the Long Island Automotive Museum, Southampton, New York, U.S.A.

$3\frac{3}{4}$ ins. 96mm. 48-1


YES

Y-10 1906 ROLLS ROYCE SILVER GHOST

Powered by a 6 cylinder engine giving a capacity of 7036 c.c. and incorporating a 4 speed gear box, it was capable of a speed of nearly 50 m.p.h. The basic design remained unchanged for 19 years. $3\frac{5}{8}$ ins. 94mm. 51-1

(available late 1969)

YES




Models of Yesteryear

Y-11 1912 PACKARD LANDAULET

The American four-cylinder Packard was one of the finest automobiles of its period. This particular model was purchased and restored by Henry Austin Clark Jr. and is now at his Long Island Automotive Museum in Southampton, New York.

3¼ ins. 82mm. 50-1

YES



Y-12 1909 THOMAS FLYABOUT

Claimed by its manufacturers to be the most complete, luxurious and fastest production car made at the time, the Thomas "K" 6-70 was often referred to as "the world's most perfect car". This particular model has been superbly restored by Harrah's Automobile Collection, Reno, Nevada in the U.S.A., where it is now on display.

4 ins. 102mm. 48-1



YES

Y-13 1911 DAIMLER

This was the smallest of the famous sleeve-valve engined Daimlers and was made only in 1911, known as the type A12, with an engine of 1.7 litres, this car had the unusual feature of Rudge-Whitworth wire wheels as standard equipment.

3 $\frac{3}{8}$ ins. 85mm. 45-1

YES




Y-14 1911 MAXWELL ROADSTER

This Model GA Maxwell is one of the antique automobiles in the collection of Henry Austin Clark Jr, of Long Island, New York. It sold for 1400 dollars in 1911 and was described by the manufacturers, the Maxwell-Briscoe Motor Co., as the "Classiest, snappiest, most comfortable two-passenger roadster built".

3 $\frac{1}{4}$ ins. 82mm. 49-1

YES



Y-16 1904 SPYKER

This Dutch car will, of course, be familiar to those thousands of people who saw the film "Genevieve", it being selected as the opposition to the Darracq of that name. It has a four-cylinder, 2456 c.c. engine, and the price in England in 1904 was £460.

3 1/4 ins. 83mm. 45-1


YES

Y-15 ROLLS-ROYCE SILVER GHOST

This car is the original Silver Ghost, built in 1906, which to date has completed well over 400,000 miles and is still in excellent running order. In May 1907 this car was driven a distance of over 400 miles, entirely in top gear. Shortly afterwards, it covered 14,371 miles non-stop.

3 1/4 ins. 83mm. 55-1

YES





Gift Sets

"MATCHBOX" have put all the new and favourite models into these exciting gift sets. Presented in bright, full-colour see-through packs to enable you to study the contents of each box.

G-1 Service Station Set


G-2 Transporter Set

G-3 Farm Set

G-4 Race 'n' Rally Set

G-5 Famous Cars of Yesteryear Set

G-6 Truck Set






G-3



G-5



G-4




G-6

HISTORY OF THE WHEEL





The invention of the wheel was first made in the New Stone Age. From time immemorial, man had transported heavy loads on rollers made of logs of wood. Many years passed before he made transportation easier by cutting the logs into circular sections, joining them to a crudely formed axle secured to a sledge. The series of drawings show how the wheel may have developed from the log. The Egyptian Chariot of 1400 B.C. and the Roman Ox-cart illustrate its versatility.

During the 16th Century, carriages of various styles and designs were in use. Journeys were usually speedy though uncomfortable due to the bad




road surfaces and lack of suspension. The picture shows a typical stage coach of 1825.

The trade of a Wheelwright demanded a high degree of skill, using materials of wood, metal and leather. In the 19th Century two discoveries changed the form of transportation.







The first petrol driven car was invented in 1855, and the pneumatic tyre was invented in 1888 by J. B. Dunlop. At last, the horseless carriage had arrived! The illustration shows a 1912 Rolls Royce, a model of which is available in the "MATCHBOX" "Models of Yesteryear" Series.



MODERN WHEELS

The wheels of today are as varied as the goods which they carry. The impressive Dodge Tractor with twin tippers has 26 wheels! The Case Bulldozer travels easily across sand on tracks driven by wheels. Reproductions of each of these interesting vehicles are in the current "MATCHBOX" range. The racing car has wheels of a different type, light yet very strong and made of manganese steel. Even car engines contain specialized wheels in the form of gears, cogs and pulleys, etc. The wheel certainly has developed over the ages, but strangely enough, the shape still remains — ROUND!



Choose a gift for any occasion from this distinctive range of cigarette boxes, ashtrays, pipeholders and penstands. Featuring models of veteran and vintage cars plated in gold or silver finish. Each beautifully presented in full-colour packs.

LESNEY VETERAN CAR GIFTS

